

Feeling of Success
with My First Grammar!

© future

My First Grammar

STUDENT BOOK

1

My First Grammar 1

Student Book

Contents

Unit 1

Nouns and Pronouns

05

Lesson 1 Alphabet and Numbers

06

Lesson 2 a/an + Noun

10

Lesson 3 Noun + ~s/~es

14

Lesson 4 Pronouns

18

Unit 2

Be-Verbs ... am/are/is

23

Lesson 1 Pronoun + Be

24

Lesson 2 Pronoun + Be + Not

28

Lesson 3 Am/Are/Is...?

32

Lesson 4 What + Be...?

36

Unit 3

This/That and These/Those

41

Lesson 1 This/That

42

Lesson 2 These/Those

46

Lesson 3 Using My/Your/Her/His

50

Lesson 4 Progress Test 1

55



My First Grammar 1

| | | |
|--------------|------------------------------------|-----|
| Unit4 | More on Be-Verbs | 59 |
| | Lesson 1 a/an/the + Noun | 60 |
| | Lesson 2 Be + Preposition + Noun | 64 |
| | Lesson 3 Be + Adjective + Noun | 68 |
| | Lesson 4 Noun/Pronoun + Be | 72 |
| Unit5 | Have/Has | 77 |
| | Lesson 1 Have/Has | 78 |
| | Lesson 2 Don't/Doesn't + Have | 82 |
| | Lesson 3 Do/Does + Have...? | 86 |
| | Lesson 4 Using My/Your/Her/His | 90 |
| Unit6 | Helping Verbs and Questions | 95 |
| | Lesson 1 Can/Can't | 96 |
| | Lesson 2 Can...? | 100 |
| | Lesson 3 What/How + Be...? | 104 |
| | Lesson 4 Progress Test 2 | 109 |

TO THE TEACHER

My First Grammar is a fun and easy grammar book series designed for young English learners. The grammar concepts and activities in this series are designed for the needs of elementary school students from the second to fourth grade. **My First Grammar** uses a spiral approach in presenting essential grammar points. This allows students to study from any book in the series without missing important grammar points. **My First Grammar** provides various learner-centered activities that encourage active learning.

My First Grammar's main concern is nurturing a feeling of success while students learn grammar. By providing age-appropriate grammar structures, sentences and activities, this grammar series helps students maintain the feeling of success and interest. Constant linking and cumulative reviews ensure that students reuse the grammar concepts and retain them.

Organization of the Student Book

- **Link and Review** at the beginning of each lesson can be used as a cumulative review or a tool for assessment. In each lesson, teachers can use this section to monitor students' language development and identify areas of weakness in need of review.
- **Look and Learn** sections introduce new grammar concepts in a fun, easy, and uncluttered manner. They offer a resource for students to refer to while practicing the grammar concepts that are newly introduced. These sections also provide a concise grammar summary that can be revisited in later lessons for review.
- **Look and Say** activities allow students a step-by-step approach to using the grammar in context. These activities provide illustrations and examples of how the target grammar is used. Teachers can rely on these activities to ease students into a feeling of comfort in learning the grammar.
- **Look and Practice** activities provide a variety of methods for students to use and practice the material they are learning. They are designed to give students a sense of understanding and success in mastering English. Some activities allow students an open ended response giving them greater control over their personal learning experience. Furthermore, colorful illustrations and real photos aid students to use their visualization in learning process.
- **Interactive games** or **entertaining comics** are provided in Lesson 4 of Units 1, 2, 4 and 5 and Lesson 3 of Units 3 and 6. These additional activities are used to wrap up the units. Students will consolidate the English grammar concepts taught in each unit, while enjoying the activities.
- **Progress Tests** are provided in Lesson 4 of unit 3 and Lesson 4 of unit 6. These tests are to be used to assess students' development.

Unit 1

Nouns and Pronouns

| | | |
|----------|----------------------|----|
| Lesson 1 | Alphabet and Numbers | 06 |
| Lesson 2 | a/an + Noun | 10 |
| Lesson 3 | Noun + ~ s/~ es | 14 |
| Lesson 4 | Pronouns | 18 |



Lesson 1

Alphabet and Numbers

1 Look and Learn

A. Capital Letters and Small Letters



Capital Letters

A B C D E F G H I
J K L M N O P Q R
S T U V W X Y Z

Small Letters

a b c d e f g h i
j k l m n o p q r
s t u v w x y z

B. Consonants and Vowels

Alphabet

| | | | | | | | | | | | | |
|---|---|---|---|---|---|---|---|---|---|---|---|---|
| a | b | c | d | e | f | g | h | i | j | k | l | m |
| n | o | p | q | r | s | t | u | v | w | x | y | z |


Consonants

| | | | | | |
|---|---|---|---|---|---|
| b | c | d | f | g | h |
| j | k | l | m | n | p |
| q | r | s | t | v | w |
| x | y | z | | | |

Vowels

| | | | | |
|---|---|---|---|---|
| a | e | i | o | u |
|---|---|---|---|---|


C. Numbers



| | | | | |
|---------------|-----------------|----------------|----------------|---------------|
| 1 one | 2 two | 3 three | 4 four | 5 five |
| 6 six | 7 seven | 8 eight | 9 nine | 10 ten |
| 11 eleven | 12 twelve | 13 thirteen | 14 fourteen | 15 fifteen |
| 16 sixteen | 17 seventeen | 18 eighteen | 19 nineteen | 20 twenty |

2 Look and Practice

A. Count and circle.



1 Count capital letters.

eight

nine

ten

2 Count small letters.

sixteen

seventeen

eighteen

3 Count vowels.

three

four

five

4 Count consonants.

eighteen

seventeen

twenty


B. Color the vowels.

1



p a n d a

2




i g l o o

3



z e b r a

4













h i p p o p o t a m u s

5



u m b r e l l a

C. Look and match.

| | | | |
|---|-----|---|-----|
| 1  A • | • e | 6  G • | • h |
| 2  B • | • b | 7  H • | • r |
| 3  D • | • a | 8  Q • | • n |
| 4  E • | • j | 9  R • | • g |
| 5  J • | • d | 10  N • | • q |

D. Circle the vowels.

| | |
|---------------------------|-------------|
| 1 S M <u>I</u> L <u>E</u> | 3 C L O C K |
| 2 a p p l e | 4 p l u m p |

E. Circle the consonants.

| | |
|---|-------------|
| 1 <u>S</u> <u>M</u> A <u>L</u> <u>L</u> | 3 E I G H T |
| 2 p i a n o | 4 n u r s e |

Lesson 2

a/an + Noun

1 Link and Review

» Write the correct beginning letters.

ex.



B b

Alphabet

| | | | | | | | | |
|----|----|----|----|----|----|----|----|----|
| Aa | Bb | Cc | Dd | Ee | Ff | Gg | Hh | Ii |
| Jj | Kk | Ll | Mm | Nn | Oo | Pp | Qq | Rr |
| Ss | Tt | Uu | Vv | Ww | Xx | Yy | Zz | |

1




2



3



4



5



6



» Circle the consonants or vowels.

Consonants

ex.

p

i

n

7 t e n t

8 f l a g

Vowels

ex.

i

g

l

o

o

9 p a n d a

10 z e b r a



For Teachers: This page is a cumulative quiz. The chart below shows which lesson each question is from.

| Question | 1 | 2 | 3 | 4 | 5 | 6 | 7 | 8 | 9 | 10 |
|-------------|-----|-----|-----|-----|-----|-----|-----|-----|-----|-----|
| Unit-Lesson | 1-1 | 1-1 | 1-1 | 1-1 | 1-1 | 1-1 | 1-1 | 1-1 | 1-1 | 1-1 |

2 Look and Learn

>> a/an + Noun

| | | | | |
|-----------|------------------|------------------------|------------------|-------------------------|
| a | Consonant | a book a lion | a cat a pen | a king a zebra |
| an | Vowel | an apple an octopus | an egg an ant | an igloo an umbrella |

3 Look and Say

A. Nouns

People



boy



girl

Animals



dog



cat

Places



school



park

Things



book



pencil

B. a/an



a fish



a hat



a pen



a king



a zebra



an apple



an egg



an igloo



an octopus



an umbrella

4 Look and Practice

A. Match and write.



People



Animals



Places



Things



fish



umbrella



girl



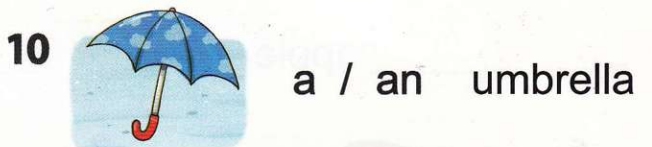
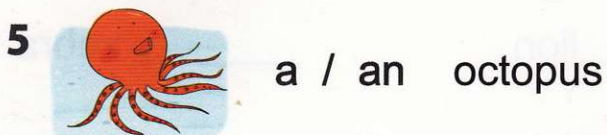

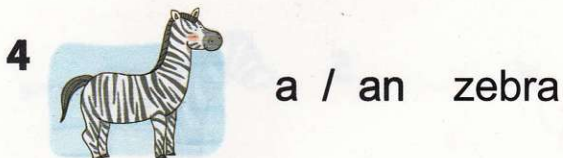





boy king
girl queen

fish octopus
dog zebra

school park
beach lake

cap umbrella
pen apple

B. Circle the correct word.



C. Choose and write.

a

an

1 a book

6 _____

2 _____

7 _____

3 _____

8 _____

4 _____

9 _____

5 _____

10 _____

book

cat

egg

apple

boy

umbrella

pen

igloo

octopus

fish

Lesson 3

Noun + ~s/~es

1 Link and Review

» Look and write a or an.

ex.




a book

1



_____ dog

2



_____ igloo

3



_____ apple

4



_____ lion

5



_____ zebra

6



_____ egg

7



_____ hat

» Circle the correct number.

ex.

ten

1

10

20

8

twelve

12

2

20

9

fifteen

5

50

15

10

thirteen

13

3

30



For Teachers: This page is a cumulative quiz. The chart below shows which lesson each question is from.

| Question | 1 | 2 | 3 | 4 | 5 | 6 | 7 | 8 | 9 | 10 |
|-------------|-----|-----|-----|-----|-----|-----|-----|-----|-----|-----|
| Unit-Lesson | 1-2 | 1-2 | 1-2 | 1-2 | 1-2 | 1-2 | 1-2 | 1-1 | 1-1 | 1-1 |

2 Look and Learn

>> Noun + ~s/~es

| | | | | |
|-----|-------|---------|--------|-------|
| ~s | dog | cat | book | egg |
| | dogs | cats | books | eggs |
| ~es | bus | watch | dish | box |
| | buses | watches | dishes | boxes |

3 Look and Say

~s



a panda



two pandas




a ring



three rings




an igloo



four igloos



an egg



five eggs

~es




a bus



two buses



a watch




three watches




a dish



four dishes




a box



five boxes

4 Look and Practice

A. Circle the pictures and write the words.



~s

- 1 two _____
- 2 three _____
- 3 four _____
- 4 five _____
- 5 six _____

~es

- 6 two buses
- 7 three _____
- 8 four _____
- 9 five _____
- 10 six _____



box



bus



cat



dish



egg



fox



girl



king



lion



watch

B. Write the correct word.

- | | | | | | | | |
|------------|---|------|-------------|-----------|---|-------|-------|
| 1 a dog | → | two | <u>dogs</u> | 6 an egg | → | ten | _____ |
| 2 a dish | → | four | _____ | 7 a panda | → | two | _____ |
| 3 an igloo | → | two | _____ | 8 a box | → | four | _____ |
| 4 an apple | → | five | _____ | 9 a ring | → | three | _____ |
| 5 a watch | → | two | _____ | 10 a bus | → | two | _____ |


C. Look and write.

1

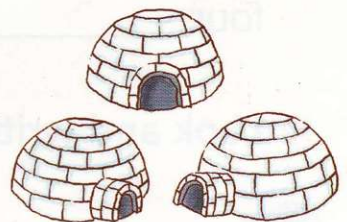


six books


2




3




4



5



6



Lesson 4

Pronouns

1 Link and Review


» Look and write.

ex.



two books

1



three _____

2



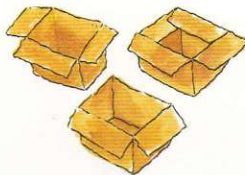
two _____

3



four _____

4



three _____

5



three _____

» Look and write *a* or *an*.

ex.



a book

6




_____ watch

7




_____ octopus

8



_____ igloo

9



_____ box

10



_____ ring



For Teachers: This page is a cumulative quiz. The chart below shows which lesson each question is from.

| Question | 1 | 2 | 3 | 4 | 5 | 6 | 7 | 8 | 9 | 10 |
|-------------|-----|-----|-----|-----|-----|-----|-----|-----|-----|-----|
| Unit-Lesson | 1-3 | 1-3 | 1-3 | 1-3 | 1-3 | 1-2 | 1-2 | 1-2 | 1-2 | 1-2 |

2 Look and Learn


>> Pronouns

| People | | | | Places, Things, Animals |
|--------|-----|------|----|-------------------------|
| I | You | She | He | It |
| We | You | They | | They |

* **Pronouns** are short words that take the place of **nouns**.

3 Look and Say


I




We



You



You



She



She is a singer.

He



He is a singer.

They



They are singers.

4 Look and Practice

A. Write the correct pronoun under the picture.



Pronouns













B. Match and write.

| | | | | | | | |
|---|------|---|---|--|---|---|----------------------|
| 1 | It | • | • |  | • | • | _____ is a king. |
| 2 | She | • | • |  | • | • | <u>It</u> is a sock. |
| 3 | He | • | • |  | • | • | _____ is a queen. |
| 4 | They | • | • |  | • | • | _____ are twins. |
| 5 | It | • | • |  | • | • | _____ is a yo-yo. |
| 6 | She | • | • |  | • | • | _____ is a boy. |
| 7 | He | • | • |  | • | • | _____ are bananas. |
| 8 | They | • | • |  | • | • | _____ is a girl. |

C. Let's have fun!

➤ Go to page 22. Find the hidden pictures. Count and write the words.

| | | | | | |
|---|-------|--------------------------|---|----------|-------|
|  | ant | _____ |  | cat | _____ |
|  | lion | _____ |  | box | _____ |
|  | egg | <u>seven</u> <u>eggs</u> |  | umbrella | _____ |
|  | bus | _____ |  | igloo | _____ |
|  | watch | _____ |  | zebra | _____ |

1 one

2 two

3 three

4 four

5 five

6 six

7 seven

8 eight

9 nine

10 ten



Unit 2

Be-Verbs ... am/are/is

| | | |
|----------|--------------------|----|
| Lesson 1 | Pronoun + Be | 24 |
| Lesson 2 | Pronoun + Be + Not | 28 |
| Lesson 3 | Am/Are/Is...? | 32 |
| Lesson 4 | What + Be...? | 36 |



Lesson 1

Pronoun + Be

1 Link and Review


>> Look and write.

ex.




It is a book.

1



_____ is a fish.

2



_____ are boys.

3



_____ is a king.

4



_____ are girls.

5



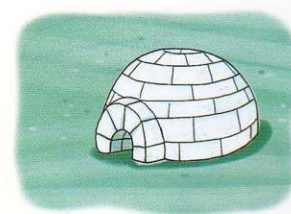
_____ is a singer.

6




He is _____ boy.

7



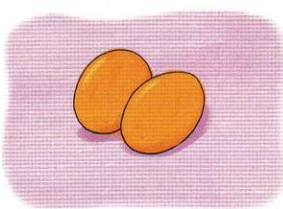
It is _____ igloo.

8




They are _____.

9



They are _____.

10



They are _____.





For Teachers: This page is a cumulative quiz. The chart below shows which lesson each question is from.

| Question | 1 | 2 | 3 | 4 | 5 | 6 | 7 | 8 | 9 | 10 |
|-------------|-----|-----|-----|-----|-----|-----|-----|-----|-----|-----|
| Unit-Lesson | 1-4 | 1-4 | 1-4 | 1-4 | 1-4 | 1-2 | 1-2 | 1-3 | 1-3 | 1-3 |


2 Look and Learn

>> Pronoun + Be

| | One  | More than One  |
|---|---|---|
| 1 | I am a student. | We are students. |
| 2 | You are a student. | You are students. |
| 3 | He is a student. She is a student. | They are students. |
| | It is a dog. | They are dogs. |

3 Look and Say

1



We are students.



2



You are singers.



3



She is a cook.



He is a cook.



They are cooks.



It is a hat.



They are hats.


4 Look and Practice

A. Match.


| | | | | | | |
|-----|-----|------|-----|----|-----|-----|
| I | She | They | He | We | It | You |
| • | • | • | • | • | • | • |
| are | is | am | are | is | are | is |
| • | • | • | • | • | • | • |

Note: An orange line connects the dot under 'It' to the dot under the second 'is'.


B. Complete the sentence.

1  king


| | | | | |
|----|----|---|------|---|
| He | is | a | king | , |
|----|----|---|------|---|

2  queen


| | | | | |
|--|--|--|--|--|
| | | | | |
|--|--|--|--|--|

3  igloo


| | | | | |
|--|--|--|--|--|
| | | | | |
|--|--|--|--|--|

4  doctor

| | | | | |
|--|--|--|--|--|
| | | | | |
|--|--|--|--|--|

5  buses


| | | | |
|--|--|--|--|
| | | | |
|--|--|--|--|


6  doctors


| | | | |
|--|--|--|--|
| | | | |
|--|--|--|--|


C. Look and write.


| Contraction | | | |
|-------------|-----------------|---|--------------------------|
| | I am | = | I'm |
| | She/He/It is | = | She's / He's / It's |
| | We/You/They are | = | We're / You're / They're |

1  She is a girl.
She's a girl.

2  _____ a cook.
 _____ a cook.


3  _____ hats.
 _____ hats.


4  _____ a lion.
 _____ a lion.


5  _____ students.
 _____ students.

6  _____ a desk.
 _____ a desk.

7  _____ a singer.
 _____ a singer.

8  You _____ cooks.
 _____ cooks.

9  We _____ students.
 _____ students.

10  You _____ a student.
 _____ a student.


Lesson 2

Pronoun + Be + Not

1 Link and Review

» Look and write.

ex.



She is a girl.

1



He _____ a king.

2



I _____ a student.

3



You _____ a cook.

4



We _____ students.

5



It _____ an album.

6



She is _____ doctor.

7




It is _____ umbrella.

8



They are _____.

9



They are _____.

10



They are _____.





For Teachers: This page is a cumulative quiz. The chart below shows which lesson each question is from.

| Question | 1 | 2 | 3 | 4 | 5 | 6 | 7 | 8 | 9 | 10 |
|-------------|-----|-----|-----|-----|-----|-----|-----|-----|-----|-----|
| Unit-Lesson | 2-1 | 2-1 | 2-1 | 2-1 | 2-1 | 1-2 | 1-2 | 1-3 | 1-3 | 1-3 |

2 Look and Learn

>> Pronoun + Be + Not

| | One  | More than One  |
|---|---|---|
| 1 | I am not a teacher. | We are not teachers. |
| 2 | You are not a teacher. | You are not teachers. |
| 3 | He is not a teacher. She is not a teacher. | They are not teachers. |
| | It is not a cat. | They are not cats. |

3 Look and Say

1



I am not a teacher.
I am a student.

We are not teachers.
We are students.



2



You are not a dancer.
You are a singer.

You are not dancers.
You are singers.




3



She is not a vet.
She's a cook.

It is not a cap.
It's a hat.




They are not vets.
They're cooks.



They are not socks.
They're hats.

4 Look and Practice

A. Match.



I

She

He

It

They

is

am

is

are

is

not

a

an

a

a

an

king.

I am a queen.

teacher.

He is a student.

artist.

She is a doctor.

buses.

They are trucks.

apple.

It is a banana.

B. Read and write.

| Contraction | | |
|---------------------|---|--------------------|
| I am not | = | I'm not |
| She/He/It is not | = | She/He/It isn't |
| We/You/They are not | = | We/You/They aren't |

- 1 I am not a teacher. = I'm not a teacher.
- 2 You are not a dancer. = _____ a dancer.
- 3 She is not a cook. = _____ a cook.
- 4 They are not students. = _____ students.
- 5 It is not a book. = _____ a book.

C. Look and write.

1



She is not a teacher.

She isn't a teacher.

2



They _____ dancers.

They _____ dancers.

3



It _____ a zebra.

It _____ a zebra.

4



I _____ a vet.

_____ not a vet.

5

You...



You _____ singers.

You _____ singers.

Lesson 3

Am / Are / Is ... ?

1 Link and Review

>> Look and write.

ex.



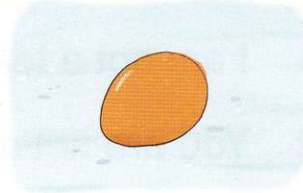
He is a student.

1



She is _____ teacher.

2




It _____ an egg.

3



I _____ a dancer.

4



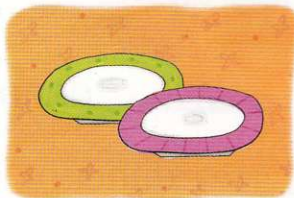
They _____ tigers.

5



They are _____.

6



They are _____.

7



They _____ doctors. They are nurses.

>> Read and write.

ex.

He isn't a dancer. = He is not a dancer.

8 I'm not a teacher. = I _____ a teacher.

9 We aren't doctors. = We _____ doctors.

10 It isn't a camera. = It _____ a camera.



For Teachers: This page is a cumulative quiz. The chart below shows which lesson each question is from.


| Question | 1 | 2 | 3 | 4 | 5 | 6 | 7 | 8 | 9 | 10 |
|-------------|-----|-----|-----|-----|-----|-----|-----|-----|-----|-----|
| Unit-Lesson | 1-2 | 2-1 | 2-1 | 2-1 | 1-3 | 1-3 | 2-2 | 2-2 | 2-2 | 2-2 |

2 Look and Learn

» Am/Are/Is ... ?

| Question | Answer | |
|-------------------|--------------------|----------------------|
| Am I ...? | Yes, you are. | No, you aren't. |
| Are you ...? | Yes, I am. | No, I'm not. |
| Is she/he/it ...? | Yes, she/he/it is. | No, she/he/it isn't. |
| Are we ...? | Yes, you are. | No, you aren't. |
| Are you ...? | Yes, we are. | No, we aren't. |
| Are they ...? | Yes, they are. | No, they aren't. |

3 Look and Say




👦 : Is he a nurse?

👦 : No, he isn't.
He's a vet.



👦 : Is it a sock?

👦 : Yes, it is.









👦 : Are they apples?

👦 : No, they aren't.
They're oranges.

4 Look and Practice

A. Number and circle the correct answer.

| | | | | | | |
|---|---|----------------|------|---------|------------------|-----|
| 1 |  | it | ? | Is | a | pig |
| | | 2 | 5 | 1 | 3 | 4 |
| | | Yes, it is. | | | No, it isn't. | |
| 2 |  | ? | they | Are | foxes | |
| | | Yes, they are. | | | No, they aren't. | |
| | | | | | | |
| 3 |  | a | she | teacher | Is | ? |
| | | Yes, she is. | | | No, she isn't. | |
| | | | | | | |
| 4 |  | ? | Is | lion | a | it |
| | | Yes, it is. | | | No, it isn't. | |
| | | | | | | |
| 5 |  | crayons | Are | ? | they | |
| | | Yes, they are. | | | No, they aren't. | |
| | | | | | | |
| 6 |  | cook | he | a | ? | Is |
| | | Yes, he is. | | | No, he isn't. | |
| | | | | | | |
| 7 |  | they | Are | ? | actors | |
| | | Yes, they are. | | | No, they aren't. | |
| | | | | | | |

B. Read and write *Am, Is* or *Are*.

1 you a doctor?

2 he a nurse?

3 they tigers?

4 she a teacher?

5 you dancers?

6 it an umbrella?

7 she a student?


8 you a teacher?

9 I a cook?

10 they hats?

C. Look and write.

1



Are they tigers?

No, they aren't.

They are cats.

2



_____ she a dancer?

No, _____.

She's a cook.

3

_____ a doctor?



No, _____.
I am a nurse.



4

_____ a cook?



_____, I _____.



1 Link and Review

» Read and write the correct be-verb.

ex. Are you students? Yes, we are.

1 _____ they hats? No, they aren't.

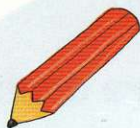
2 _____ it an umbrella? Yes, it is.

3 _____ I a cook? Yes, you are.

4 _____ you a doctor? No, I'm not.


» Look and write.

ex.




It is a pencil.

5



It is _____ orange.

6



They are _____.

7



She _____ a student.

8



We _____ cooks.

9



He _____ a vet.
He is a teacher.

10



They _____ singers.
They are doctors.



For Teachers: This page is a cumulative quiz. The chart below shows which lesson each question is from.

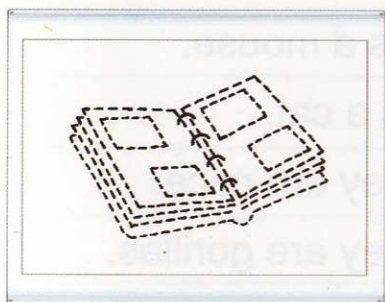
| Question | 1 | 2 | 3 | 4 | 5 | 6 | 7 | 8 | 9 | 10 |
|-------------|-----|-----|-----|-----|-----|-----|-----|-----|-----|-----|
| Unit-Lesson | 2-3 | 2-3 | 2-3 | 2-3 | 1-2 | 1-3 | 2-1 | 2-1 | 2-2 | 2-2 |

2 Look and Learn

>> What + Be ... ?


| | Question | Answer |
|-------------------------|----------------|---------------------------------------|
| What asks about things. | What is it? | It is a house. It's an igloo. |
| | What are they? | They are houses. They're churches. |

3 Look and Say




👧: What is it?

👦: It's an album.



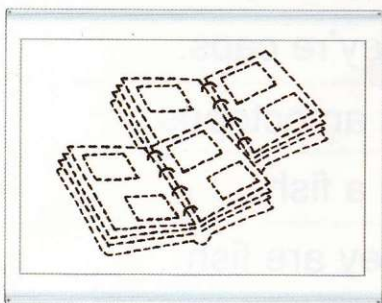
👧: What is it?

👦: It's a flower.




👧: What is it?

👦: It's a bird.




👧: What are they?

👦: They're albums.



👧: What are they?

👦: They're flowers.











👧: What are they?

👦: They're birds.

4 Look and Practice

A. Circle the correct question and answer.

| | | | | |
|---|----------------|---|---|--------------------|
| 1 | What is it? |  | a | It's a lion. |
| | What are they? | | b | It is a tiger. |
| | | | c | They are lions. |
| 2 | What is it? |  | a | It is a bird. |
| | What are they? | | b | It's an ant. |
| | | | c | They're ants. |
| 3 | What is it? |  | a | It's a sock. |
| | What are they? | | b | They are shoes. |
| | | | c | They are socks. |
| 4 | What is it? |  | a | It is a mouse. |
| | What are they? | | b | It's a cat. |
| | | | c | They are mice. |
| 5 | What is it? |  | a | They are gorillas. |
| | What are they? | | b | They are bears. |
| | | | c | It is a gorilla. |
| 6 | What is it? |  | a | It is a cap. |
| | What are they? | | b | They are jackets. |
| | | | c | They're caps. |
| 7 | What is it? |  | a | It's an octopus. |
| | What are they? | | b | It's a fish. |
| | | | c | They are fish. |
| 8 | What is it? |  | a | It is a horse. |
| | What are they? | | b | It is a zebra. |
| | | | c | They are zebras. |

B. Match and write

1 What are they?



They are watches.

2 What is it?



_____ an album.

3 What are they?




_____ flowers.

4 What is it?



_____ an umbrella.

5 What are they?



_____ birds.

C. Look and write.


1



What are they?

They are hats.

2



_____?

_____ apple.

3

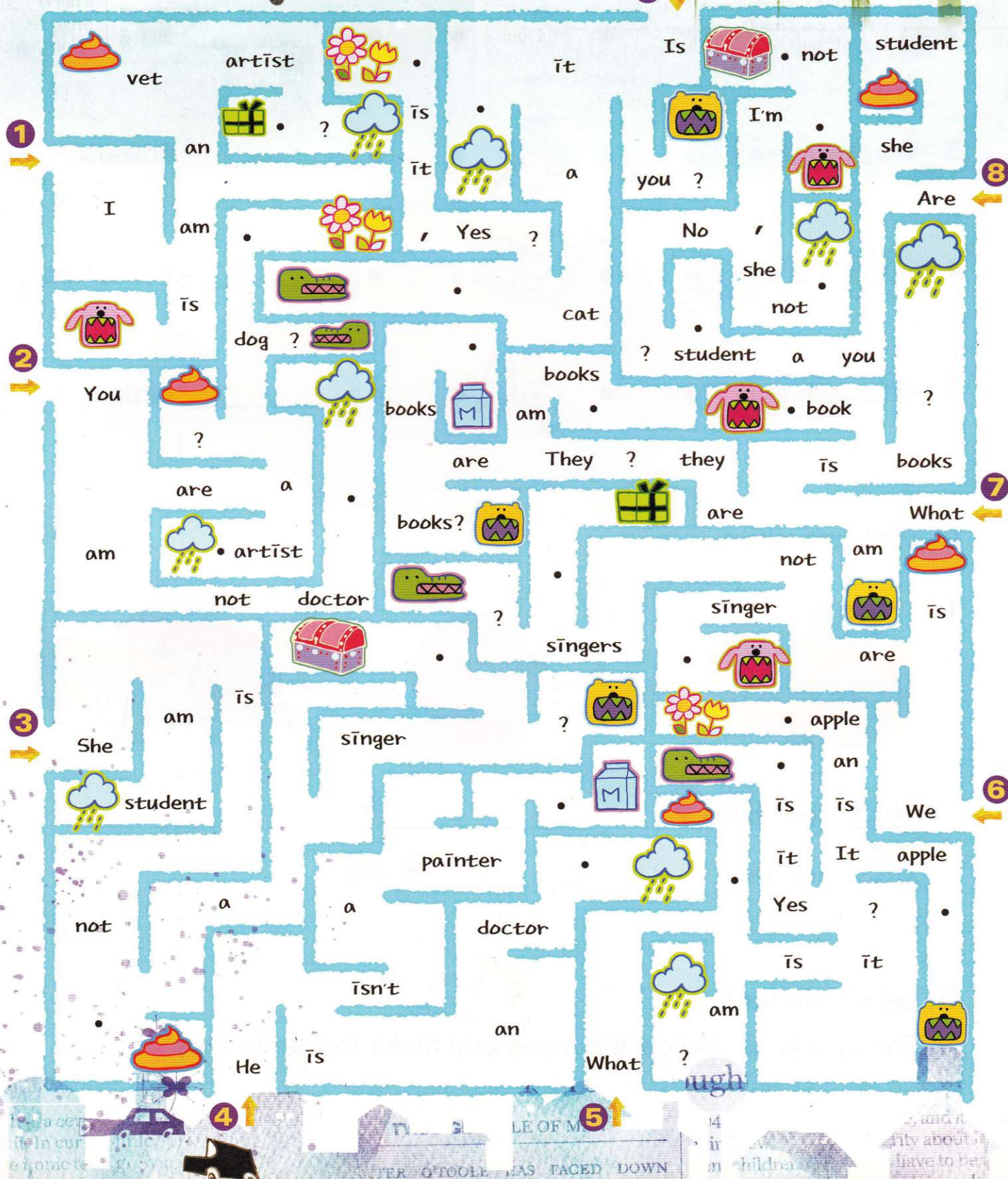


_____?

_____.

D. Let's have fun!

>> Go to page 40. Follow the maze and make the sentences.



Unit 3

This/That and These/Those

| | | |
|----------|-----------------------|----|
| Lesson 1 | This/That | 42 |
| Lesson 2 | These/Those | 46 |
| Lesson 3 | Using My/Your/Her/His | 50 |
| Lesson 4 | Progress Test 1 | 55 |



1 Link and Review

>> Look and write the question.

ex.



What is it? It is an apple.

1



_____? They are books.

2



_____? It is a hat.

3



_____? They are birds.

4



_____? It is an umbrella.

>> Find the mistake and correct it.

ex.

③

an

It
①

is
②

~~a~~
③

apple.

5

They
①

are
②

dishs.
③

6

He

am
①

a
②

singer.
③

7

She

aren't
①

a
②

baby.
③

8

You

isn't
①

a
②

cook.
③

9

Are
①

it

a
②

cat?
③

10

Am
①

you

a
②

vet?
③



For Teachers: This page is a cumulative quiz. The chart below shows which lesson each question is from.

| Question | 1 | 2 | 3 | 4 | 5 | 6 | 7 | 8 | 9 | 10 |
|-------------|-----|-----|-----|-----|-----|-----|-----|-----|-----|-----|
| Unit-Lesson | 2-4 | 2-4 | 2-4 | 2-4 | 1-3 | 2-1 | 2-2 | 2-2 | 2-3 | 2-3 |

2 Look and Learn

>> This/That

This



This
That

is a pencil.

This
That

isn't a pen.

That




Is **this**
that a pencil?

Yes, it is.
No, it isn't.

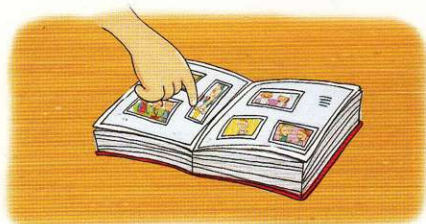
3 Look and Say




This is a car.




That is a bus.



This isn't a book.
This is an album.




That isn't a fish.
That is an octopus.



👧: Is this a window?

👦: Yes, it is.





👧: Is that a window?




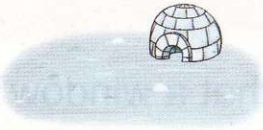
👦: No, it isn't. It's a door.

4 Look and Practice

A. Read and draw.


| | | | | | | | |
|---|---|---|---|---|-----------------|---|--------------------|
| 1 |  | 2 |  | 3 | | 4 | |
| | This is an ant. | | That is a bird. | | This is a cat. | | That is a lion. |
| 5 | | 6 | | 7 | | 8 | |
| | This is a ring. | | That is a jet. | | This is a fish. | | That is a gorilla. |

B. Number and write the answer.

| | | | | | | |
|---|---|---------------|----|-------|-------|------|
| 1 |  | a | ? | Is | house | that |
| | | 3 | 5 | 1 | 4 | 2 |
| | | No, it isn't. | | | | |
| 2 |  | this | Is | ? | zebra | a |
| | | | | | | |
| 3 |  | piano | ? | a | Is | this |
| | | | | | | |
| 4 |  | that | an | igloo | ? | Is |
| | | | | | | |


C. Look and write *This* or *That*.

1




That is an album.

2




_____ is a window.

3



_____ is an umbrella.

4




_____ is a pencil.

5



_____ is a door.


6



_____ is a snake.

D. Look and write.

1



Is that a bus?

No, it isn't.

It's a car.


2



_____ an octopus?

Yes, _____.

3




_____ a cat?

No, _____.

It's a tiger.

4




_____ a pen?

No, _____.

It's a pencil.

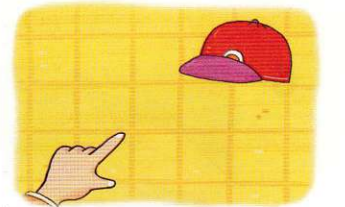
5



_____ an orange?

Yes, _____.

6



_____ a hat?

No, _____.

It's a cap.

1 Link and Review

>> Read and write the question.

ex. Are you students? Yes, we are.

1 What _____? They are dogs.

2 _____ a singer? Yes, she is.

3 What _____? It's a nut.

>> Look and write.

ex.




It is a fish.

4




You _____ a nurse.

5



It is _____ orange.

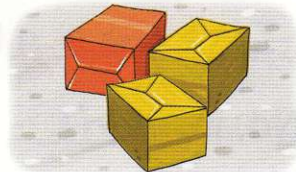
6



He _____ a cook.

He is a doctor.

7




They are _____.

8




_____ is an umbrella.

9



_____ is a school.

10



_____ is a bus.



For Teachers: This page is a cumulative quiz. The chart below shows which lesson each question is from.

| Question | 1 | 2 | 3 | 4 | 5 | 6 | 7 | 8 | 9 | 10 |
|-------------|-----|-----|-----|-----|-----|-----|-----|-----|-----|-----|
| Unit-Lesson | 2-4 | 2-3 | 2-4 | 2-1 | 1-2 | 2-2 | 1-3 | 3-1 | 3-1 | 3-1 |

2 Look and Learn

>> These/Those

These



These

Those

are pencils.

These

Those

aren't pens.

Those



Are

these

those

pencils?


Yes, they are.

No, they aren't.

3 Look and Say




These are cars.



Those are buses.



These aren't chairs.
These are benches.



Those aren't birds.
Those are kites.



👧 : Are these flowers?

👦 : Yes, they are.



👧 : Are those alligators?

👦 : No, they aren't. They are snakes.

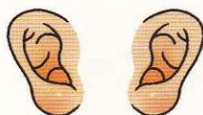
4 Look and Practice

A. Point and say.

1



a nose



ears

2



a mouth

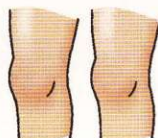


eyes

3



hands



knees

4



legs



feet

>> Write *This is* or *These are*.

1 This is a nose and these are ears.

2 _____ a mouth and _____ eyes.

3 _____ hands and _____ knees.

4 _____ legs and _____ feet.

B. Look and circle.

1



This That These Those

is are

a tent.

2



This That These Those

is are

horses.

3



This That These Those

is are

a cloud.

4



This That These Those

is are

trees.

C. Look and write *These* or *Those*.

1



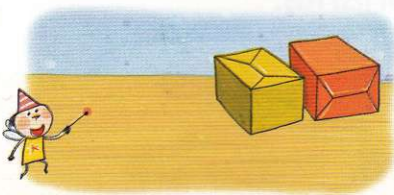
Those are benches.

2




_____ are snakes.

3



_____ are boxes.


4



_____ are caps.

D. Look and write.

1




Are those bags?

No, they aren't.

They are boxes.

2




_____ snakes?

No, _____.

They are socks.


3



_____ alligators?

Yes, _____.

4



_____ birds?

Yes, _____.

1 Link and Review

>> Read and write the question or the answer.

ex. Are you students? Yes, we are.

1 What _____? They are elephants.

2 What _____? It's an alligator.


3 _____ dancers? Yes, you are.

4 Are they bags? No, _____. They are boxes.

5 Is she a painter? No, _____. She is a cook.


>> Look and write *This*, *That*, *These* or *Those*.

ex.



These are pencils.

6



_____ are buses.

7



_____ is a flower.

8




_____ are toys.

9



_____ is a house.

10



_____ are trees.



For Teachers: This page is a cumulative quiz. The chart below shows which lesson each question is from.




| Question | 1 | 2 | 3 | 4 | 5 | 6 | 7 | 8 | 9 | 10 |
|-------------|-----|-----|-----|-----|-----|-----|-----|-----|-----|-----|
| Unit-Lesson | 2-4 | 2-4 | 2-3 | 2-3 | 2-3 | 3-2 | 3-1 | 3-2 | 3-1 | 3-2 |

2 Look and Learn

» Using My/Your/Her/His

| | | | | | |
|-----|------|------|-------|--------------|---------------|
| I | my | we | our | my book(s) | our book(s) |
| you | your | you | your | your book(s) | your book(s) |
| he | his | they | their | his book(s) | their book(s) |
| she | her | | | her book(s) | |
| it | its | they | their | its bone(s) | their bone(s) |

3 Look and Say



4 Look and Practice

A. Look, choose and write.


Word Bank

my your our his her its their




1 It is their house.

2 It is _____ house.




3 They are _____ socks.

4 They are _____ socks.



5



6



7

B. Look and write.

1



They aren't my dogs.

They're her dogs.

2



It isn't my car.

It's _____.

3



They aren't my balls.

They're _____.







C. Let's have fun!





» Go to pages 53 and 54. Enjoy reading the comics.

Billy & Friends



Pictures: Yejin Huh
Words: Wonjo Jeong





Units (1~3)

Date:

Name:

Score: ()x2=()/100

A. Look and write.

ex.

It is a bag.

ex.

They are bags.

1



It is _____ tiger.

6



They are _____.

2



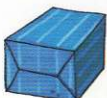
It is _____ apple.

7



They are _____.

3



It is _____ box.

8



They are _____.

4



It is _____ alligator.

9



They are _____.

5



It is _____ umbrella.

10



They are _____.

B. Read and write.

ex.

It is not a dog.

= It isn't a dog.

11

I am a student.

=

_____ a student.

12

We are not singers.

=

We _____ singers.

13

He is a doctor.

=

_____ a doctor.

14

She is not an artist.

=

She _____ an artist.

15

They are teachers.

=

_____ teachers.

16

They are not dancers.

=

They _____ dancers.

C. Circle the correct answer.

ex. I _____ a student.

① is

② am

③ are

17 He _____ a teacher.

① isn't

② am not

③ aren't

18 Are _____ pandas?

① he

② she

③ they

19 _____ are vowels.

① B, c, d

② A, e, o

③ E, c, a

20 _____ is a pencil.

① He

② It

③ She

21 Are you a dancer? _____

① Yes, I am.

② Yes, I'm.

③ No, they aren't.

22 _____ is it? It's an octopus.

① This

② What

③ Are

23 Is _____ a church? Yes, it is.

① they

② those

③ that

24 This is _____ desk.

① she

② your

③ an

25 _____ are consonants.

① B, c, d

② l, e, u

③ E, c, f

26 _____ not an artist.


① We are

② You

③ I'm

D. Look and write.

ex.



It isn't my dog.
It is his dog.

27



It isn't your pen.
It is _____ pen.

28




These aren't my books.
They are _____ books.

29



_____ is a computer.

30



Is _____ a ball?
No, it isn't.

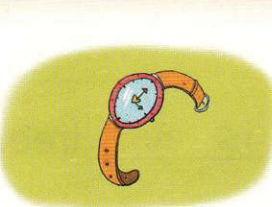
31



_____ are buses.

E. Look and write the sentence.

ex.



It is a watch.

32




33



34



35



36



Unit 4

More on Be-Verbs

| | | |
|----------|-------------------------|----|
| Lesson 1 | a/an/the + Noun | 60 |
| Lesson 2 | Be + Preposition + Noun | 64 |
| Lesson 3 | Be + Adjective + Noun | 68 |
| Lesson 4 | Noun/Pronoun + Be | 72 |



Lesson 1

a/an/the + Noun

1 Link and Review

>> Read and write the question or the answer.

1 What _____? They are umbrellas.


2 _____ a rabbit? Yes, it is.

3 Are they flowers? No, _____.

4 Are you singers? No, _____.

>> Look and write.

ex.




This isn't my bone. It is its bone.

5



They aren't my boots. They are _____ boots.

6



This isn't my hat. It is _____ hat.

7



This isn't my bag. It is _____ bag.

>> Look and write *This, That, These* or *Those*.

8




_____ is a window.

9



_____ are houses.

10



_____ are pens.



For Teachers: This page is a cumulative quiz. The chart below shows which lesson each question is from.

| Question | 1 | 2 | 3 | 4 | 5 | 6 | 7 | 8 | 9 | 10 |
|-------------|-----|-----|-----|-----|-----|-----|-----|-----|-----|-----|
| Unit-Lesson | 2-4 | 2-3 | 2-2 | 2-1 | 3-3 | 3-3 | 3-3 | 3-1 | 3-2 | 3-2 |

2 Look and Learn

>> a/an/the + Noun

| Article | | Article + Noun | | |
|---------------|----------------|----------------|-----------|-------------|
| a / an | any one thing | a king | a tiger | an octopus |
| the | specific thing | the king | the tiger | the octopus |
| | one and only | the sun | the moon | the sky |

3 Look and Say



He is a king.




Look at the king.




It is an octopus.




Look at the octopus.



It's the sun.



It's the moon.



It's the sky.

4 Look and Practice


A. Look and complete the sentence(s) with *a*, *an* or *the*.



1 It is a chair.



2 He is _____ teacher.



3 It is _____ banana.




4 Oh, no!

Look at _____ banana
and _____ teacher.



5 He is _____ king.



6 It is _____ octopus.



7 Wow! Look at _____ king.

Look at _____ octopus.

B. Write *a*, *an* or *the*.



a tiger



_____ sun



_____ owl



_____ earth



_____ elephant



_____ sky



_____ watch



_____ moon

C. Look, choose and write.

1




It is a clock.

2



It is _____.

3



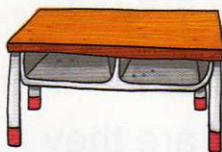
It is _____.

4



It is _____.

5



It is _____.

6



It is _____.

a an the

sun orange star moon desk clock

D. Look and write *a*, *an* or *the*.

1



This is a book. The book is fun.

2



It is cloudy. Do you see _____ sun?

3



It is _____ moon. It lives in _____ sky.

4




I see _____ desk and _____ chair.

5



I see _____ octopus. _____ octopus has a hat.

6



It is _____ window. _____ window is open.

Lesson 2

Be + Preposition + Noun

1 Link and Review

>> Circle the correct answer.

1 They _____ tigers. They are lions.

① isn't

② are not

③ am not

2 _____ sandwiches? Yes, they are.

① Are they

② are they

③ Is it

3 _____ it? It's a panda.

① What are

② Is it

③ What is

4 _____ is an octopus.

① That

② These

③ Those

5 _____ are flowers.

① It

② That

③ These

6 This is not my bag. It's _____ bag.

① your

② she

③ you

7 These are not my books. They are _____ books.

① it

② their

③ they

8 It is _____ moon.

① the

② an

③ a

9 It is a car. _____ car is black.

① The

② An

③ A

10 It is _____ sun.

① the

② an

③ a






For Teachers: This page is a cumulative quiz. The chart below shows which lesson each question is from.


| Question | 1 | 2 | 3 | 4 | 5 | 6 | 7 | 8 | 9 | 10 |
|-------------|-----|-----|-----|-----|-----|-----|-----|-----|-----|-----|
| Unit-Lesson | 2-2 | 2-3 | 2-4 | 3-1 | 3-2 | 3-3 | 3-3 | 4-1 | 4-1 | 4-1 |

2 Look and Learn

>> Be + Preposition + Noun

| In | On | Under |
|---|---|---|
|  |  |  |
| Look at the cat. It's in the box. | Look at the cat. It's on the box. | Look at the cat. It's under the box. |

3 Look and Say



Look at the bear. It's in the trash can.

Look at the girl. She's on the gorilla.

Look at the snakes. They are under the table.

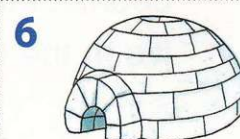
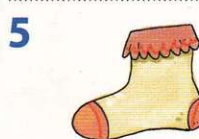



Look at the bike. It's in the pond.

Look at the ducks. They are on the bike.

Look at the ants. They are on the table.

4 Look and Practice

A. Choose a preposition and a number. Draw and write.



in

on

under

cat girl ant boy snake frog tent tree house bag sock igloo

A

in

5



Look at the cat.
It's in the sock.

B

Look at _____
She is _____

C

Look at _____
They are _____

D

Look at _____


E

Look at _____

F

Look at _____

B. Look and write the correct preposition.



1 Look at the bear.

It is in the car.

2 Look at the cat.

It is on the car.

3 Look at the frogs.

They are on the tent.

4 Look at the rabbit.

It is on the alligator.

5 Look at the gorillas.

They are on the tent.

C. Look and write.




Look at the snakes. Are they on the table?

No, they aren't. They're under the table.



Look at the spider. Is it under the cup?

No, it's not. It's on the saucer.



Look at the teddy bear. Is it on the chair?

No, it's not. It's under the chair.

Lesson 3

Be + Adjective + Noun

1 Link and Review

» Read and write the question or the answer.

1 What is it? It is _____ earth.

2 What is that? It is _____ moon.

3 What _____ ? They are rings.

4 _____ a doctor? Yes, she is.


» Look and write.

ex.




It is a fish.

5



_____ are frogs.

6



_____ is an igloo.

7




They aren't my books.
They are _____ books.

8




The bird is _____ the tent.

9



The cat is _____ the table.

10



The spiders are _____ the wall.



For Teachers: This page is a cumulative quiz. The chart below shows which lesson each question is from.

| Question | 1 | 2 | 3 | 4 | 5 | 6 | 7 | 8 | 9 | 10 |
|-------------|-----|-----|-----|-----|-----|-----|-----|-----|-----|-----|
| Unit-Lesson | 4-1 | 4-1 | 2-4 | 2-3 | 3-2 | 3-1 | 3-3 | 4-2 | 4-2 | 4-2 |

2 Look and Learn

» Be + Adjective + Noun

| Color | Shape | Size |
|---|---|---|
| It's a blue red yellow green bird. | It's a round square clock. | It's a big small house. It's a long short snake. |

*Adjectives tell about color, shape and size of a noun.

3 Look and Say



It's a green crayon.



They are red apples.



It's a yellow paint.



It's a square box.



It's a round clock.



It's a square clock.



It's a small kitten.



It's a big gorilla.




It's a long tail.

4 Look and Practice

A. Circle and write.

| | | | |
|---|--|--|--|
| 1 | <p>A </p> | <p>B </p> | <p>A It's a <u>pink</u> backpack.</p> <p>B It's a <u>black</u> backpack.</p> <p>: I like <u>the black</u> backpack.</p> |
| 2 | <p>A </p> | <p>B </p> | <p>A It's a _____ dress.</p> <p>B It's a _____ dress.</p> <p>: I like _____ dress.</p> |
| 3 | <p>A </p> | <p>B </p> | <p>A It's a _____ cake.</p> <p>B It's a _____ cake.</p> <p>: I like _____ cake.</p> |
| 4 | <p>A </p> | <p>B </p> | <p>A They are _____ socks.</p> <p>B They are _____ socks.</p> <p>: I like _____ socks.</p> |
| 5 | <p>A </p> | <p>B </p> | <p>A It's a _____ cat.</p> <p>B It's a _____ cat.</p> <p>: I like _____ cat.</p> |
| 6 | <p>A </p> | <p>B </p> | <p>A It's a _____ watch.</p> <p>B It's a _____ watch.</p> <p>: I like _____ watch.</p> |
| 7 | <p>A </p> | <p>B </p> | <p>A They are _____ oranges.</p> <p>B They are _____ oranges.</p> <p>: I like _____ oranges.</p> |

B. Write the sentence in the right order. Draw the picture.

| | | | | | | | |
|---|---|----------------------|-------|-------|---------|------|--------|
| 1 |  | candle | It | . | is | long | a |
| | | It is a long candle. | | | | | |
| 2 | | dogs | They | . | are | big | |
| | | | | | | | |
| 3 | | a | . | plate | It | is | square |
| | | | | | | | |
| 4 | | . | short | They | pencils | are | |
| | | | | | | | |

C. Look and write.

1



Is it a big cat?

No, it isn't.

It is a small cat.

2

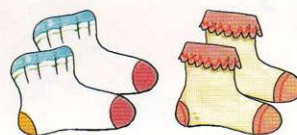


Are they green caps?

No, .

They are .

3




Are they long socks?

 , .

They .

4



Is it a round table?

 , .


5



Are they small balls?

 , .

6



Is it a green snake?

 , .

Lesson 4

Noun / Pronoun + Be

1 Link and Review

>> Look and write.

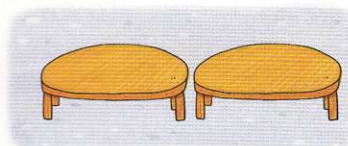
1



This isn't my coat.

It is _____ coat.


2



They aren't square tables.

They are _____ tables.

3



It is a _____ candle.

4




It is a _____ cat.

5




_____ is an umbrella.

6



_____ are oranges.

7



It is a dog. _____ dog is small.

8




The rabbit is _____ the basket.

9



The watch is _____ the chair.

10



What _____? It's a lion.





For Teachers: This page is a cumulative quiz. The chart below shows which lesson each question is from.

| Question | 1 | 2 | 3 | 4 | 5 | 6 | 7 | 8 | 9 | 10 |
|-------------|-----|-----|-----|-----|-----|-----|-----|-----|-----|-----|
| Unit-Lesson | 3-3 | 4-3 | 4-3 | 4-3 | 3-1 | 3-2 | 4-1 | 4-2 | 4-2 | 2-4 |

2 Look and Learn

>> Noun/Pronoun+Be

| | Noun + Be ~ | Pronoun + Be ~ |
|---|--|-----------------------|
|  | The fish My fish is in the tank. | It is in the tank. |
|  | The turtles Your turtles are on the rock. | They are on the rock. |

3 Look and Say




The girl
She is in her room.



The boy
He is in the pond.



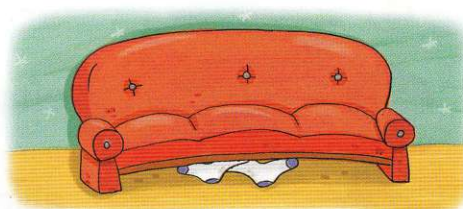
The bee
It is on the nose.



The clock
It is on the wall.



The children
They are under the table.













The socks
They are under the sofa.

4 Look and Practice

A. Look and write.



- 1   The apples _____ in the tree.
- 2  _____ giraffe is _____ the tree.
- 3  _____ on the elephant.
- 4  _____ is _____ the alligator.
- 5  _____ the dog.
- 6  _____ are _____ the cat.
- 7  _____ the turtle.
- 8  _____ elephant is _____ the mouse.
- 9  _____ alligator _____ the dog.

Word Bank


giraffe
turtle

elephant
rabbit

mouse
dog

alligator
cat

B. Choose and write. Draw the picture.




- 1 The turtle is in the pond.
- 2 _____ is _____ the tree.
- 3 _____ are _____.
- 4 _____ are _____.
- 5 _____ are _____.

in on under

turtle rabbit
apples frogs
snakes

C. Look and write.



- 1 Is the baby in the bed?
No, she isn't.
She is in the dog house.

- 2 Is the dog in the dog house?
No, _____.



- 3 Are the shoes under the bed?
No, _____.


- 4 Is the sock on the bed?
No, _____.

D. Let's have fun!


➤ Go to page 76. Play the board game.




___ is in the flower.



___ are in the water.



___ is under the book.



Look at ___ small kitten!

Go forward one space.

11

Lucky you!



It's a ___ tail.



It's a ___ table.

Go back one space.

8

Sorry!



It's a ___ tail.




It's a ___ table.

Go forward two spaces.

5


How lucky you are!




It's a ___ fish



It is ___ the finger.



They are ___ the nest.



It's a ___ fish



Head:
2 spaces



Tail:
1 space

Unit 5

Have/Has

| | | |
|----------|-----------------------|----|
| Lesson 1 | Have/Has | 78 |
| Lesson 2 | Don't/Doesn't + Have | 82 |
| Lesson 3 | Do/Does + Have...? | 86 |
| Lesson 4 | Using My/Your/Her/His | 90 |



1 Link and Review


>> Look and write.

1



_____ is my computer.

2



_____ are rocks.

3



This isn't my dog. It is _____ dog.

4



What is it? It's _____ sun.

5



The mouse is _____ the hat.

6



They aren't blue birds.
They are _____ birds.

7



It is a _____ pencil.

8



What is on the wall?
_____ is on the wall.

9



What is in the basket?
_____ are in the basket.

10



What is under the chair?
_____ is under the chair.



For Teachers: This page is a cumulative quiz. The chart below shows which lesson each question is from.

| Question | 1 | 2 | 3 | 4 | 5 | 6 | 7 | 8 | 9 | 10 |
|-------------|-----|-----|-----|-----|-----|-----|-----|-----|-----|-----|
| Unit-Lesson | 3-1 | 3-2 | 3-3 | 4-1 | 4-2 | 4-3 | 4-3 | 4-4 | 4-4 | 4-4 |

2 Look and Learn

» Have/Has

Have

I/We

You **have** a cookie.

They

The ants **have** a cookie.

Has

She

He **has** a cookie.

It

The ant **has** a cookie.

3 Look and Say



1 He **has** bananas.

2 It **has** a plate.

3 They **have** melons.

4 The girl **has** a camera.







5 The dog **has** apples.

6 The ants **have** a cracker.

» Talk more about the picture.

4 Look and Practice

A. Match and write

| | | | | |
|---|--|----------------------|------|--------------|
| 1 |  | <input type="text"/> | have | short legs. |
| 2 |  | <input type="text"/> | has | big wings. |
| 3 |  | <input type="text"/> | has | a long neck. |
| 4 |  | <input type="text"/> | has | brown hair. |
| 5 |  | <input type="text"/> | has | black hair. |
| 6 |  | <input type="text"/> | have | long ears. |

B. Circle and check Yes or No.

| | | | | |
|---|---------------|------|-----|-------------------|
| 1 | The ant | have | has | six legs. |
| 2 | Elephants | have | has | small ears. |
| 3 | Chickens | have | has | big wings. |
| 4 | The gorilla | have | has | long arms. |
| 5 | Kangaroos | have | has | short tails. |
| 6 | The alligator | have | has | a very big mouth. |
| 7 | I | have | has | a great smile. |
| 8 | We | have | has | a good class. |

Yes

No

1



2



3



4



5



6



C. Look and write.



- 1 The girl has long brown hair. She has black boots.
- 2 The girl _____ short black hair. _____ a yellow sweater.
- 3 The dog _____ a blue jacket. _____ a tail.
- 4 I _____ a green scarf. _____ a brown jacket.
- 5 The snowman _____ a red hat. _____ a red and green scarf.
- 6 The children _____ a sled. _____ a dog.
- 7 I _____ yellow mittens. _____ a wooly hat.
- 8 We _____ an umbrella. _____ boots.

1 Link and Review

>> Look and write.

1



_____ are stars.

2



It isn't their computer. It is _____ computer.

3



What is it? It's _____ moon.

4



Your book is _____ the desk.

5



It isn't a round clock. It is a _____ clock.

6



What is on the table?
_____ is on the table.

7



What is under the tree?
_____ are under the tree.

8



The giraffe _____ a long neck.

9



The boys _____ Santa hats.

10



I _____ many friends.



For Teachers: This page is a cumulative quiz. The chart below shows which lesson each question is from.

| Question | 1 | 2 | 3 | 4 | 5 | 6 | 7 | 8 | 9 | 10 |
|-------------|-----|-----|-----|-----|-----|-----|-----|-----|-----|-----|
| Unit-Lesson | 3-2 | 3-3 | 4-1 | 4-2 | 4-3 | 4-4 | 4-4 | 5-1 | 5-1 | 5-1 |

2 Look and Learn

>> Don't/Doesn't + Have

Don't Have

I / We

You **don't have** a ball.

They

Annie and Sam **don't have** a ball.

Doesn't Have

She

He **doesn't have** a ball.

It

Annie **doesn't have** a ball.

* don't = do not / doesn't = does not

3 Look and Say

>> What's missing in the picture?



She doesn't have a coat.



Jeff doesn't have paints.



The clock doesn't have hands.



The cake doesn't have candles.



They don't have a ball.



Annie and Sam don't have an umbrella.

4 Look and Practice

A. Look and compare. Circle the correct verb.

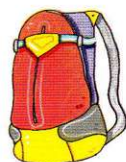
Things for the Camping Trip



boots



sleeping bag



backpack



hat



tent



She has...



They have...



- 1 She ☒ has ☐ have ☐ doesn't have ☐ don't have boots.
 - 2 She ☒ has ☐ have ☐ doesn't have ☐ don't have a sleeping bag.
 - 3 She ☒ has ☐ have ☐ doesn't have ☐ don't have a backpack.
 - 4 She ☒ has ☐ have ☐ doesn't have ☐ don't have a hat.
 - 5 She ☒ has ☐ have ☐ doesn't have ☐ don't have a tent.
-
- 6 They ☒ has ☐ have ☐ doesn't have ☐ don't have boots.
 - 7 They ☒ has ☐ have ☐ doesn't have ☐ don't have sleeping bags.
 - 8 They ☒ has ☐ have ☐ doesn't have ☐ don't have backpacks.
 - 9 They ☒ has ☐ have ☐ doesn't have ☐ don't have hats.
 - 10 They ☒ has ☐ have ☐ doesn't have ☐ don't have a tent.

>> How about you? Write the correct verbs.

I _____ boots. I _____ a sleeping bag.
 I _____ a tent. I _____ a backpack.

B. Look and write *doesn't have* or *don't have*.

1



The table doesn't have one leg.

2




The house _____ a door.

3




They _____ shoes.

4




The rainbows _____ red color.


C. Write the sentence in the right order. Draw the picture.

| | | | | | | | | |
|---|---|------------------------------|-------|-------|---------|------|---------|------|
| 1 |  | dog | The | . | doesn't | have | a | tail |
| | | The dog doesn't have a tail. | | | | | | |
| 2 | | doesn't | The | . | clock | have | hands | |
| | | | | | | | | |
| 3 | | doesn't | . | plate | The | have | food | |
| | | | | | | | | |
| 4 | | . | don't | The | buses | have | windows | |
| | | | | | | | | |

1 Link and Review


>> Look and write.

1  It isn't my iguana. It is _____ iguana.

2  What is it? It's _____ earth.

3  Is the frog _____ the leaf? Yes, it is.

4  It is not a yellow flower. It is a _____ flower.

5  What is in the dog house?
_____ are in the dog house.

>> Choose and write.

Word Bank

have

has

doesn't have

don't have

6 O We _____ many cookies.

7 O She _____ a brother.

8 X Rabbits _____ long tails.

9 X My dad _____ a bike.

10 X My school _____ a pool.



For Teachers: This page is a cumulative quiz. The chart below shows which lesson each question is from.


| Question | 1 | 2 | 3 | 4 | 5 | 6 | 7 | 8 | 9 | 10 |
|-------------|-----|-----|-----|-----|-----|-----|-----|-----|-----|-----|
| Unit-Lesson | 3-3 | 4-1 | 4-2 | 4-3 | 4-4 | 5-1 | 5-1 | 5-2 | 5-2 | 5-2 |

2 Look and Learn

>> Do/Does + Have...?

| Question | | | Answer | | |
|----------|------|----------|----------|-------|---------|
| Do | I | have...? | I | | |
| | you | | Yes, you | do. | No, you |
| | we | | we | | we |
| | they | | they | | they |
| Does | she | have...? | she | | |
| | he | | Yes, he | does. | No, he |
| | it | | it | | it |

3 Look and Say




👧: Does she have a computer?

👦: No, she doesn't.
She has a book.




👧: Does it have a bone?

👦: Yes, it does.



👧: Do they have apples?

👦: No, they don't.
They have bananas.



👧: Do they have long tails?

👦: Yes, they do.


4 Look and Practice

A. Number and write the answer.

| | | | | | | | | |
|---|---|---------------|--------|------|-------|------|----------|------|
| 1 |  | tail | a | Do | have | Does | it | ? |
| | | 5 | 4 | X | 3 | 1 | 2 | 6 |
| | | Yes, it does. | | | | | | |
| 2 |  | legs | Do | ? | have | Does | they | |
| | | | | | | | | |
| 3 |  | Do | ? | Does | bike | she | have | a |
| | | | | | | | | |
| 4 |  | a | dog | he | Do | have | ? | Does |
| | | | | | | | | |
| 5 |  | Does | they | ? | Do | have | balloons | |
| | | | | | | | | |
| 6 |  | ? | Do | it | wings | Does | have | |
| | | | | | | | | |
| 7 |  | a | helmet | have | ? | Do | Does | you |
| | | | | | | | | |

B. Look and write.


1



_____ she _____ a ball?

No, she _____.
She has a balloon.


2



_____ he _____ a candy?

No, he _____.
He has ice cream.


3



_____ they _____ books?

_____, _____.
They have bags.

4



_____ they _____ a dog?

_____, _____.

C. Read and answer.

- 1 Do snakes have legs?
- 2 Does a frog have big eyes?
- 3 Do rabbits have long tails?
- 4 Does a plane have wings?
- 5 Do you have long hair?
- 6 Do you have a cat?

No, they don't.

1 Link and Review

>> Look and write.



Is the bird _____ the cage?
Yes, it is.



Is it a red bus?
No, it isn't. It's a _____ bus.



What is in the box?
_____ is in the box.

>> Choose and write.

Word Bank

have

has

doesn't have

don't have

4 X They _____ an iguana.

5 O A rabbit _____ a short tail.

6 X John _____ a camera.

>> Read and write the question form.

ex. You have a pencil.

➡ Do you have a pencil?

7 She has long hair.

➡ _____

8 They have sandwiches.

➡ _____

9 She is a student.

➡ _____

10 He has many friends.

➡ _____



For Teachers: This page is a cumulative quiz. The chart below shows which lesson each question is from.

| Question | 1 | 2 | 3 | 4 | 5 | 6 | 7 | 8 | 9 | 10 |
|-------------|-----|-----|-----|-----|-----|-----|-----|-----|-----|-----|
| Unit-Lesson | 4-2 | 4-3 | 4-4 | 5-2 | 5-1 | 5-2 | 5-3 | 5-3 | 2-3 | 5-3 |

2 Look and Learn

» Using My/Your/Her/His

| Have/Has | |
|----------|-------------|
| I | |
| We | have a dog. |
| You | |
| They | |
| She/Mary | has a dog. |
| He/John | |
| It | has a bone. |

| My/Your/Her/His | |
|-----------------|---------------|
| My | |
| Our | dog is black. |
| Your | |
| Their | |
| Her | dog is small. |
| His | |
| Its | bone is big. |

3 Look and Say



- 1 She has a turtle. Her turtle is green.
- 2 He has a dog. His dog is brown.
- 3 They have a snake. Their snake is long.
- 4 Mary has a rabbit. Her rabbit is pink.
- 5 John has a cat. His cat is big.
- 6 Jerry and Perry have hamsters. Their hamsters are white.

» Talk more about the picture.

4 Look and Practice

A. Spin and say. Look and write.



- 1 His glasses are square .
- 2 wings are .
- 3 body is .
- 4 mouth is very .
- 5 hair is .
- 6 hat is .
- 7 cap is .
- 8 tails are .

its their
his her

big small
long short
round square
green orange

B. Read and write.

- 1 I have a red bag. = My bag is red.
- 2 You have long hair. = _____ hair is long.
- 3 She has a blue coat. = _____ is blue.
- 4 It has a short tail. = _____ is short.
- 5 They have a big house. = _____ is big.
- 6 We have round tables. = _____ are round.

C. Let's have fun!

» Go to page 94. Which Santa is it? Play a guessing game with a friend.



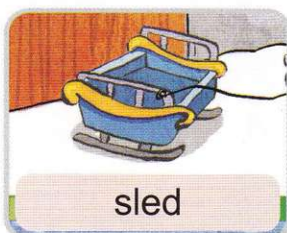





- 👤: Does he have a sled?
👤: Yes, he does.
👤: Is he Santa 14?
👤: No, he isn't.
👤: Does he have a reindeer?
👤: No, he doesn't.
👤: Is he Santa 13?
👤: Yes, he is. Good job!

» How to play:

Student A chooses a picture of a Santa.

Student B takes a guess by asking questions: **Does he have a...?**





Unit 6

Helping Verbs and Questions

| | | |
|----------|-------------------|-----|
| Lesson 1 | Can/Can't | 96 |
| Lesson 2 | Can...? | 100 |
| Lesson 3 | What/How + Be...? | 104 |
| Lesson 4 | Progress Test 2 | 109 |



1 Link and Review

>> Circle the correct answer.

- 1 Is the bag _____ the bed? Yes, it is.
 ① under ② black ③ big
- 2 It is a _____ crayon.
 ① my ② not ③ green
- 3 _____ is on the table.
 ① The cookies ② The candle ③ Long candle
- 4 Elephants _____ tails. _____ tails are short.
 ① have, Its ② has, Our ③ have, Their
- 5 I _____ a backpack. _____ backpack is gray.
 ① have, My ② has, The ③ have, A
- 6 Mary _____ long hair. _____ hair is brown.
 ① has, His ② have, Its ③ has, Her
- 7 She _____ a sandwich.
 ① don't have ② has ③ have
- 8 They _____ sleeping bags.
 ① doesn't have ② don't have ③ has
- 9 _____ they _____ books? Yes, they do.
 ① Does, have ② Do, have ③ Do, has
- 10 _____ she _____ a dress? No, she doesn't.
 ① Does, have ② Do, have ③ Do, has



For Teachers: This page is a cumulative quiz. The chart below shows which lesson each question is from.

| Question | 1 | 2 | 3 | 4 | 5 | 6 | 7 | 8 | 9 | 10 |
|-------------|-----|-----|-----|-----|-----|-----|-----|-----|-----|-----|
| Unit-Lesson | 4-2 | 4-3 | 4-4 | 5-4 | 5-4 | 5-4 | 5-1 | 5-2 | 5-3 | 5-3 |

2 Look and Learn

>> Can/Can't

Can

I
She / He
A rabbit
The kangaroos

can jump.

Can't

It
They
A turtle
The birds

can't jump.

*can't = cannot

3 Look and Say

Can



It
A rabbit

can jump.



They
The birds

can fly.



They
The children

can run.

Can't



It
A turtle

can't jump.



She
A girl

can't fly.





He
The baby

can't run.

4 Look and Practice

A. Look, compare and say.



Word Bank

| | | | | |
|-------|-------|-------|-------|-----------------|
| climb | dance | fly | paint | play the guitar |
| read | sing | stand | walk | play the piano |

B. Look, compare and write.

>> Look at the pictures on page 98.

Write the matching letter and complete the sentences.

At Night

- 1 The lady doll can fly. ➔
- 2 The robot _____ ➔
- 3 The spider _____ the piano. ➔
- 4 The cowboy _____ the guitar. ➔
- 5 They _____ ➔
- 6 The dog _____ ➔
- 7 The bear _____ ➔
- 8 The cards _____ ➔
- 9 The pigs _____ ➔
- 10 The pens _____ walk. ➔

In the Morning

- E She can't fly.
- It _____.
- It _____ the piano.
- He _____ the guitar.
- They _____.
- It _____.
- It _____.
- They _____.
- They _____.
- They _____.

C. Read and circle about you.

1



She can play the piano.

I can / can't play the piano.

2



He can ride a bike.

I can / can't ride a bike.

3



He can play basketball.

I can / can't play basketball.

4



He can climb a tree.


I can / can't climb a tree.

Lesson 2 Can...?

1 Link and Review

>> Look and write.

1



Birds _____ fly.

2



Kangaroos _____ fly.

3



Horses _____ run fast.

4



It is a _____ balloon. It isn't red.

5



What's on the desk?

_____ are on the desk.

6



She _____ brown hair.

7



Sam _____ have a car.


8



_____ they have a tent?

Yes, they _____.

9



They have green eyes.

= _____ eyes are green.

10



He has a red pen.

= _____ pen is red.



For Teachers: This page is a cumulative quiz. The chart below shows which lesson each question is from.

| Question | 1 | 2 | 3 | 4 | 5 | 6 | 7 | 8 | 9 | 10 |
|-------------|-----|-----|-----|-----|-----|-----|-----|-----|-----|-----|
| Unit-Lesson | 6-1 | 6-1 | 6-1 | 4-3 | 4-4 | 5-1 | 5-2 | 5-3 | 5-4 | 5-4 |

2 Look and Learn

>> Can...?

| Question | Answer | |
|---------------------------------------|----------------------------------|-----------------------------------|
| Can you he Mary tigers swim? | Yes, I he she they can. | No, I he she they can't. |

3 Look and Say

>> Look at the pictures. Play a guessing game.



Sandy



Amy



Kate

Boy: Can she paint?

Girl: No, she can't.

Boy: Can she play the piano?

Girl: Yes, she can.

Boy: Is she Sandy?

Girl: Yes, she is.

Boy: Can they fly?


Girl: No, they can't.

Boy: Can they run?


Girl: Yes, they can.

Boy: Are they horses?


Girl: Yes, they are.



birds



horses



turtles

4 Look and Practice

A. Look and write the question.



play soccer



play the violin



ride a horse



swim

1 Can they play soccer? Yes, they can.

2 _____ she _____? Yes, she can.

3 _____ he _____? Yes, he can.

4 _____ it _____? Yes, it can.

B. Look and write the answer.

1



Can a bird fly?

Yes, it can.

2




Can a parrot talk?

3



Can a bear swim?

4




Can dolphins talk?

5




Can seals walk?

6




Can a snake swim?

7



Can tigers fly?

8



Can kangaroos jump?

C. Look and write.

1



Can she dance?

Yes, she can.


2



_____ he paint?

_____, _____.


3



_____ they jump?

_____, _____.


4



_____ it run?

_____, _____.

5



_____ they fly?

_____, _____.

6



_____ it swim?

_____, _____.

D. Choose and write about you.

Can/Can't

- 1 I can
- 2 _____
- 3 _____
- 4 _____

Can/Can't

- 5 I can't
- 6 _____
- 7 _____
- 8 _____

**Word
Bank**

run
fly

swim
read

dance
walk

sing
write

ride a bike
talk

play the piano
climb a tree

1 Link and Review

>> Read and write the question or the answer.

1 Can they jump? Yes, _____.


2 Can you dance? No, _____.

3 _____ swim? Yes, she can.

4 _____ she have a sister? Yes, she does.


>> Look and write.

5




She _____ speak English.

6



An ostrich _____ run fast.

7



What's in the basket?

_____ are in the basket.

8



Ben _____ a big house.

9



We _____ a dog. We have a cat.

10



She has square glasses.

= _____ glasses are square.




For Teachers: This page is a cumulative quiz. The chart below shows which lesson each question is from.

| Question | 1 | 2 | 3 | 4 | 5 | 6 | 7 | 8 | 9 | 10 |
|-------------|-----|-----|-----|-----|-----|-----|-----|-----|-----|-----|
| Unit-Lesson | 6-2 | 6-2 | 6-2 | 5-3 | 6-1 | 6-1 | 5-4 | 5-1 | 5-2 | 5-4 |

2 Look and Learn

>> What/How + Be...?

| | Question | Answer |
|---|-------------------|------------------|
|  | What | a panda. |
| | What color is it? | black and white. |
| | How | great. |
| | How old | two. |

3 Look and Say



- 👦: What are they?
 👦: They are zebras.
 👦: What color are they?
 👦: They are black and white.



- 👦: How is Mary?
 👦: She is happy.
 👦: How old is she?
 👦: She's ten.



- 👦: What is this?
 👦: It's a backpack.
 👦: What color is it?
 👦: It's green.



- 👦: How are they?
 👦: They are great.
 👦: How old are they?
 👦: They are nine.

4 Look and Practice

A. Color and write the question.

1



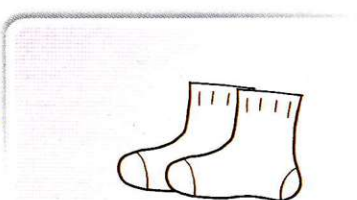
_____?

It's a coat.

_____?

It's yellow and blue.

2



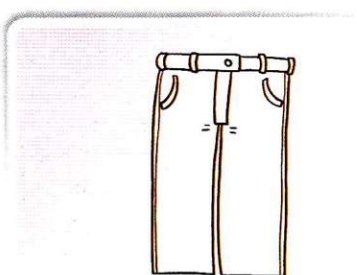
_____?

They are socks.

_____?

They are pink and green.

3



_____?

They are pants.

_____?

They are orange and black.



yellow



blue



pink



green



orange



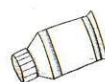
black



gray



purple



white



brown



red

B. Write the answers about you.

1 How are you?

_____.

2 How old are you?

_____.

3 What color is your hair?

_____.

4 What color are your eyes?

_____.

5 What color is your backpack?

_____.

6 What color are your shoes?

_____.








C. Let's have fun!

>> Go to pages 107 and 108. Enjoy reading the comics.

Billy & Friends



Pictures: Yejin Huh
Words: Wonjo Jeong





Units (1~6)

Date:

Name:

Score: ()x2=()/100

A. Look and write.

ex.



It is a bag

1



It's _____ fish.

6



They're _____ the tree.

2



It's _____ the desk.

7



It's _____ earth.

3



It's _____ moon.

8



It's _____ the wall.

4



They're _____ the box.

9



They are _____.

5



It's _____ album.

10



Look at _____ sky.

B. Choose and write.

11 I _____ a sister.

16 _____ they have long legs?

12 _____ kite is in the tree.

17 It _____ wings.

13 She _____ play the piano.

18 That is a _____ snake!

14 _____ he have big eyes?

19 She _____ have blue eyes.

15 They _____ have a ball.

20 _____ are my books.

Word Bank

Does

long

doesn't

can

The

Do

has

These

don't

have

C. Circle the correct answer.

21



It's a _____ table.

- ① square ② round ③ long

22



They are _____ bears.

- ① long ② square ③ big

23



_____ is under the chair.

- ① The watch ② Watch ③ An watch

24 Does Amy _____ a sister?

- ① has ② is ③ have

25 _____ you climb a tree?

- ① Can ② Does ③ Are

26 What _____ they?

- ① is ② am ③ are

27 These are _____ shoes.

- ① a ② she ③ their

28 Is _____ a church?

- ① she ② these ③ that

29 They _____ have English books.

- ① don't ② doesn't ③ aren't

30 My friends _____ computers.

- ① don't ② have ③ has

D. Look and write.

31



_____ she run?

No, she can't.


32



Does he have a dog?

Yes, _____.


33



_____ they _____ long hair?

No, they don't.

34




Is it a blue crayon?

No, _____.


E. Look and write the sentence.

ex.



The panda is in the tent.

35



36



_____?
They are black and white.

37



_____?
She is 11 years old.

F. Find the mistake and correct it.

ex. ① Its ~~It~~ tail is long.
 ① ② ③ ④

38

What is your mom? She's great.
 ① ② ③ ④

39

Can he plays soccer?
 ① ② ③ ④

40

Is they a mouse?
 ① ② ③ ④

41

These are she books.
 ① ② ③ ④

42

Can you see a sun?
 ① ② ③ ④

43

We doesn't have a ball.
 ① ② ③ ④

44

The boy can't swims.
 ① ② ③ ④

G. Write the answers about you.

45 How are you?

_____.

46 How old are you?

_____.

47 What color are your eyes?

_____.

48 What do you have in your bag?

_____.

49 What can you do?

_____.

50 How old is your dad?

_____.

My First Grammar

is a new series for young English learners. Using a fun and easy approach to grammar, **My First Grammar** strives to build a solid foundation for English language learning. Students studying with **My First Grammar** will be presented with a guided set of tools to achieve their own mastery of English grammar. Providing easy to understand lessons and enjoyable activities, **My First Grammar** enables students to maintain a feeling of success from beginning to end.

Key Features

- American English
- Six Units of Easy and Concise Grammar Targets
- Spiral Syllabus
- Learner-Centered Activities
- Illustrations and Real Photos to Help Learners Use Visualization Skills
- Games, Fun Activities or Comics at the End of Each Unit
- Cumulative Quizzes at the Beginning of Each Lesson
- Two Sets of Complete Progress Tests

Components

- Student Book 1 2 3
- Workbook 1 2 3
- Teacher's Manual 1 2 3



Also Available

For upper elementary school learners, be sure to pick up **My Next Grammar**!



 **future**
www.e-future.co.kr



9 788956 351292
ISBN 978-89-5635-129-2